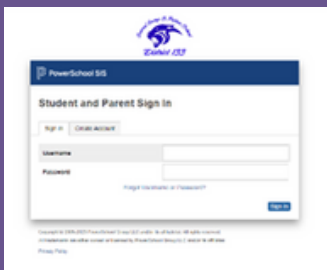


# USE POWERSCHOOL TO MAKE ONLINE MEAL PAYMENTS

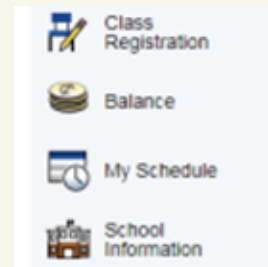
Student and Parent Sign In (powerschool.com)

**\*\*USE INTERNET BROWSER NOT YOUR APP\*\***



1. login to powerschool using your credentials

2. Choose balance from the menu on the left-hand side of your screen

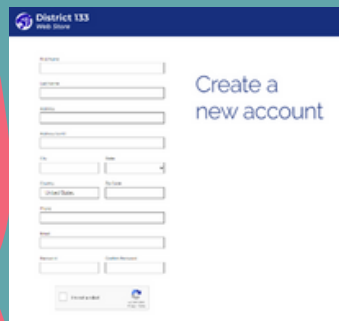


3. click the green "make a payment" button on the right side of the screen

Make a Payment

4. Create your login in our new webstore.

**\*\*This is a different login from PS\*\***



5. Add money to your meal account balance. You can choose between e-check or credit/debit cards.

**Also access payment center directly here:  
<https://wlakeacademy.revtrak.net>**